





| Cena A | | | | | |
|---|--|--------------------------|---------------------------|------------------------|--------|
| Koupelnová topná tělesa THERMAL TREND | | | | | |
| | Výkon (W) | Rozměr (mm) | Cena A bez DPH | MOC vč. DPH | |
| LINEAR - rovný   | 300 | 450 / 940 | 629,- | 792,- | |
| | 500 | 450 / 1290 | 778,- | 980,- | |
| | 600 | 450 / 1640 | 975,- | 1229,- | |
| | 700 | 450 / 1850 | 1600,- | 2016,- | |
| | 400 | 600 / 940 | 681,- | 858,- | |
| | 600 | 600 / 1290 | 863,- | 1087,- | |
| | 800 | 600 / 1640 | 1084,- | 1366,- | |
| | 900 | 600 / 1850 | 1569,- | 1977,- | |
| | 500 | 750 / 940 | 1031,- | 1299,- | |
| | 700 | 750 / 1290 | 1188,- | 1496,- | |
| | 900 | 750 / 1640 | 1573,- | 1981,- | |
| | 1000 | 750 / 1850 | 1725,- | 2174,- | |
| | RONDO - oblý   | 300 | 450 / 940 | 725,- | 914,- |
| | | 500 | 450 / 1290 | 884,- | 1114,- |
| 600 | | 450 / 1640 | 1113,- | 1402,- | |
| 700 | | 450 / 1850 | 1663,- | 2095,- | |
| 400 | | 600 / 940 | 788,- | 992,- | |
| 600 | | 600 / 1290 | 975,- | 1229,- | |
| 800 | | 600 / 1640 | 1250,- | 1575,- | |
| 900 | | 600 / 1850 | 1850,- | 2331,- | |
| 500 | | 750 / 940 | 1125,- | 1418,- | |
| 700 | | 750 / 1290 | 1188,- | 1496,- | |
| 900 | | 750 / 1640 | 1650,- | 2079,- | |
| 1000 | | 750 / 1850 | 1850,- | 2331,- | |
| El. topná tyč | | 300, 400W | | 735,- | 926,- |
| | | 500, 600W | | 766,- | 965,- |
| | 700, 800W | | 797,- | 1004,- | |
| | 900W | | 826,- | 1041,- | |
| | 1000W | | 980,- | 1235,- | |
| | | | | | |
| El. top. tyč s termostatem | 300, 400W | | 1375,- | 1732,- | |
| | 500, 600W | | 1406,- | 1771,- | |
| | 700, 800W | | 1436,- | 1810,- | |
| | 900W | | 1466,- | 1847,- | |
| | 1000W | | 1620,- | 2041,- | |
| | | | | | |
| T-KUS pro topnou tyč | | bílý, chrom | 92,- | 116,- | |